

Universal

by Glaval Bus

UP TO 25 PASSENGER SEATING

The UNIVERSAL has become synonymous with reliability, performance and comfort. If dependability is your top priority, the UNIVERSAL is offered on the proven Ford E-Series chassis, available with either the 5.4L or 6.8L gas engine. Up to 25 passengers can travel in solid, quiet comfort with an interior styled to meet your specific application requirements. With many standard features and available options, you can have the rugged durability with Glaval's industry leading 'Steel-Safe' construction at an affordable price!



Unit shown with optional features

Carpenter Bus Sales • www.carpenterbus.com • 800-370-6180

STANDARD CHASSIS FEATURES

	<i>Gas E350 5.4L</i>	<i>Gas E350 6.8L</i>	<i>Gas E450 5.4L</i>	<i>Gas E450 6.8L</i>
Engine	5.4L V-8 Flex Fuel, Azure Hybrid & VTM Hybrid Capable	6.8L V-10 CNG Fuel & VTM Hybrid Capable	5.4L V-8 Flex Fuel, Azure Hybrid & VTM Hybrid Capable	6.8L V-10 CNG Fuel & VTM Hybrid Capable
Power	255hp; 350lb-ft	305hp; 420lb-ft	255hp; 350lb-ft	305hp; 420lb-ft
GVWR	11,500	12,500	14,050	14,500
Alternator	225 Amp	225 Amp	225 Amp	225 Amp
Fuel System	40 Gallons	40 Gallons	55 Gallons	55 Gallons
Driver's Air Bag	Standard	Standard	Standard	Standard
Transmission	5 Speed Automatic OD w/ Tow/Haul	5 Speed Automatic OD w/Tow/Haul	5 Speed Automatic OD w/Tow/Haul	5 Speed Automatic OD w/Tow/Haul
Parking Brake	Foot-Operated, Hand Release	Foot-Operated, Hand Release	Foot-Operated, Hand Release	Foot-Operated, Hand Release
Wipers	Intermittent	Intermittent	Intermittent	Intermittent
Battery	1300 CCA Total	1300 CCA Total	1300 CCA Total	1300 CCA Total
Cruise Control	Standard	Standard	Standard	Standard
Fast Idle	Standard	Standard	Standard	Standard
Power Steering	Standard	Standard	Standard	Standard
Tilt Steering	Standard	Standard	Standard	Standard
Wheels	Six, 8-hole Disc, 16" x 6.0 K Steel	Six, 8-hole Disc, 16" x 6.0 K Steel	Six, 8-hole Disc, 16" x 6.0 K Steel	Six, 8-hole Disc, 16" x 6.0 K Steel
Tires	Six, Steel-belted Radial, All Season LT225/75x16E	Six, Steel-belted Radial, All Season LT225/75x16E	Six, Steel-belted Radial, All Season LT225/75x16E	Six, Steel-belted Radial, All Season LT225/75x16E
Head lamps	Halogen Aero	Halogen Aero	Halogen Aero	Halogen Aero
Horn	Dual Electric	Dual Electric	Dual Electric	Dual Electric
Brakes	Front & Rear Disc	Front & Rear Disc	Front & Rear Disc	Front & Rear Disc
Anti-Lock	4-Wheel	4-Wheel	4-Wheel	4-Wheel
Stereo	AM/FM/CD w/ 5 Speakers	AM/FM/CD w/ 5 Speakers	AM/FM/CD w/ 5 Speakers	AM/FM/CD w/ 5 Speakers
Front Bumper/Grill	Chrome	Chrome	Chrome	Chrome
Air	Automotive	Automotive	Automotive	Automotive
Rear Stabilizer Bar	Standard	Standard	Standard	Standard
Driver's Seat	OEM	OEM	OEM	OEM
Exhaust	Rear Routed: Aluminized Steel	Rear Routed: Aluminized Steel	Rear Routed: Aluminized Steel	Rear Routed: Aluminized Steel

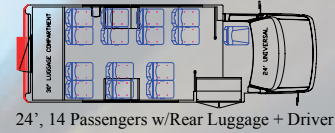
MODEL SPECIFICATIONS

* All Measurements Approximate

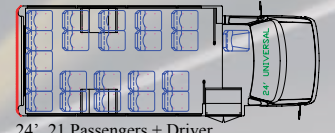
Chassis	Ford E350	Ford E450
Wheelbase	138"/158"/176"	138"/158"/176" 186"/190"/208"
Overall Length (Bumper to Bumper)	21'-24"	21'-27"
Overall Width	96"	96"
Overall Height (Excludes Escape Hatch or Roof A/C)	114" (Add 8" for Raised Floor Option)	114" (Add 8" for Raised Floor Option)
Front Overhang	34 5/8"	34 5/8"
Interior Height	78"	78"
Interior Width	92"	92"
Aisle Width	18"	18"
Clear Door Opening	30"	30"
Floor Height from Ground	28 1/2" (Add 8" for Raised Floor Option)	28 1/2" (Add 8" for Raised Floor Option)
Ground to First Step	11 1/2"	11 1/2"
Step Riser	8 1/2"	8 1/2"
Step Tread	12"	12"
Step Width	34"	34"

STANDARD CONVERSION FEATURES

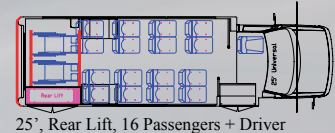
"Steel-Safe" Constructed Floor, Roof and Sidewalls
 Galvanized Steel Floor Frame
 Galvanized Steel Stepwell
 Galvanized, All Structure
 5/8" Treated Marine Grade Plywood Flooring
 Gray Koroseal Commercial Flooring w/Ribbed Aisle Cove Molding
 Vacuum Laminated Construction, Side and Rear
 Fiberglass Front Cap & 5-Piece ABS Rear Cap
 Fiberglass Composite Roof
 T-Slide Windows
 Full View Curb Window
 Electric Panel w/ Diagnostic Fuses
 LED Stepwell Lights
 Vinyl Clad Luan Ceiling & Interior Sidewalls
 Track Seating
 Curb side Entrance Modesty Panel & Stanchion
 Rear Center Brake Light (Incandescent)
 Rear Mud Flaps
 Steel Rear Bumper (Powder Coated)
 Window Drip Rails
 Exterior Rub Rails
 White Exterior
 Foamed In-Place Roof Insulation
 Front End Alignment (Toe-In, Toe Out)
 Under-Coating with Warranty
 Manual Door 30" (except on Dual Door Chassis)
 Side Mounted Rear View Mirrors (Manual)



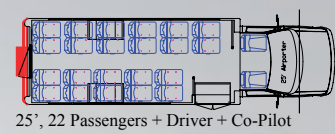
24', 14 Passengers w/Rear Luggage + Driver



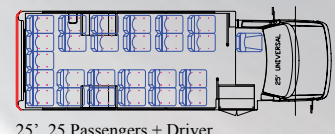
24', 21 Passengers + Driver



25', Rear Lift, 16 Passengers + Driver



25', 22 Passengers + Driver + Co-Pilot



25', 25 Passengers + Driver



27', 25 Passengers + Driver

Paratransit Options


- Includes a single door, lift, park interlock, ADA Sign, Door Activated Lift and Entrance Lighting, Rear Exhaust (Rear or Roadside Exhaust required for Rear Lift)

Chassis Options

- Stainless steel snap on wheel covers
- Telma Retarder
- VTM Hybrid Assist System
- Granning Rear Air Ride Suspension
- Kelderman Rear Air Ride Suspension
- Azure Hybrid System
- CNG option
- MorRyde Suspension



Scan this barcode using a QR Reader on your Smartphone to learn more about Forest River



A Berkshire Hathaway Company. All Rights Reserved.
 914 CR 1 North, Elkhart, IN 46514
 800-445-2825 574-262-2212
 www.GlavalBus.com ISO 9001 2008 certified



Dual Door Cab with Co-Pilot Seat

5 YEAR/100,000 MILE LIMITED WARRANTY
 SPECIFICATIONS AND OPTIONS ARE SUBJECT TO CHANGE WITHOUT NOTICE.