

Entourage

by Glaval Bus

Up to 33 Passenger Seating

The Entourage delivers superior quality and versatility built on the rugged Ford F-550 Super Duty chassis. The Entourage is both economical and flexible enough to suit any of your transportation solutions. If ADA equipment is required, a wide range of floor plan configurations with a wheelchair lift are available. This mid-size bus can be built to accommodate various types of floor plan arrangements, seating up to 33 passengers. With its impressive sleek and aerodynamic styling, the Entourage is both brawn and beauty!



Unit shown with optional features

Carpenter Bus Sales • www.carpenterbus.com • 800-370-6180

CHASSIS SPECIFICATIONS

* All Measurements Approximate

	<i>Diesel</i>	<i>Gas</i>
Engine	6.7L Power Stroke V-8	6.8L 3V SEFI V-10
Engine Rating	300 hp / 660 ft. lbs. Torque	362 hp / 457 ft. lbs. Torque
G.V.W.R.	19,500 lbs.	19,500 lbs.
Alternator	Dual 200 Amp & 157 Amp (357 Amp Combined)	Single 157 Amp
Fuel System	Dual Tanks: 40 Gallon and 28 Gallon - 68 Gallons Combined (Includes Switch on Dash)	Single Tank: 40 Gallons
Alternative Fuel	B-20 Capable	CNG Option
Rear Axle Ratio	4.88	4.88
Transmission	Heavy Duty TorqShift 6-Speed Select Shift Automatic	TorqShift 5-Speed Automatic
Parking Brake	Foot Pedal, Hand Release	Foot Pedal, Hand Release
Wipers	Intermittent	Intermittent
Battery	2 Batteries 1500 CCA (750 each)	2 Batteries 1300 CCA (650 each)
Cruise Control	Standard	Standard
High Idle	Standard	Standard
Power Steering	Standard	Standard
Wheels	Dual Rear Wheels (19.5") Six, 10-Whole Disc, 19.5" x 6" RW Steel (Gray)	Dual Rear Wheels (19.5") Six, 10-Whole Disc, 19.5" x 6" RW Steel (Gray)
Tires	Steel-Belted Radial, All-Season Tires: Continental BSW 225/70 R x 19.5G	Steel-Belted Radial, All-Season Tires: Continental BSW 225/70 R x 19.5G
Headlamps	Halogen	Halogen
Engine Block Heater	Standard	Standard
Running Lights	Daytime	Daytime
Driver's Air Bag	Standard	Standard
Brakes	Front & Rear Disc	Front & Rear Disc
Anti-Lock	4-Wheel	4-Wheel
Traction Control	Engine Only	Engine Only
Hill Start Assist	Standard	Standard
Stereo	AM/FM/CD/MP3 w/Digital Clock with 8 total speakers (includes 1 in the drivers door)	AM/FM/CD/MP3 w/Digital Clock with 8 total speakers (includes 1 in the drivers door)
Bumper/Grill	Chrome Front Bumper with Chrome Grill (Optional Black Grill)	Chrome Front Bumper with Chrome Grill (Optional Black Grill)
Air	Automotive	Automotive
Tow Hooks	Front Frame Mounted	Front Frame Mounted
Driver's Seat	OEM HD Vinyl, Manual	OEM HD Vinyl, Manual
Exhaust	Alumized Steel, Roadside Routed	Alumized Steel, Curbside Routed

5 YEAR/100,000 MILE LIMITED CONVERSION WARRANTY



Scan this barcode using a QR Reader on your Smartphone to learn more about Forest River



A Berkshire Hathaway Company.
All Rights Reserved.
914 CR 1 North, Elkhart, IN 46514
800-445-2825 574-262-2212
www.GlavalBus.com
ISO 9001 • 2008 certified



MODEL SPECIFICATIONS

* All Measurements Approximate

Chassis	Ford F-550 Super Duty
Wheelbase	201", 228" and 252"
Front Axle Rating	7,000
Rear Axle Rating	14,760
Overall Length (Bumper to Bumper)	25', 27', 29, 31', 32' and 33'
Overall Width	96" (excluding mirrors and flairs)
Overall Height (Excludes Escape Hatch or Roof A/C)	Approximately 120" (Note: overall height can vary pending bus depending on bus length and option content)
Front Overhang	37 3/8"
Interior Height	78"
Interior Width	92"
Interior Floor Height From Ground	43 1/2"
Aisle Width	18"
Clear Door Opening	30" x 87"
Ground to First Step	11 1/2"
Step Riser	7 5/16"
Step Tread	9"
Step Width	34"

STANDARD CONVERSION FEATURES

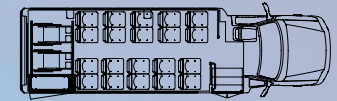
- "Steel-Safe" Constructed Floor, Roof and Sidewalls
- Galvanized Steel Floor Frame
- Galvanized Steel Stepwell
- Galvanized, All Structure
- 5/8" Treated Marine Grade Plywood Flooring
- Gray Koroseal Commercial Flooring w/Ribbed Aisle Cove Molding
- Vacuum Laminated Construction, Side and Rear
- Fiberglass Front Cap
- Fiberglass Composite Roof
- T-Slide Windows
- Full View Curb Window
- Electric Panel w/ Diagnostic Fuses
- LED Stepwell Lights
- Vinyl Clad Luan Ceiling & Interior Sidewalls
- Track Seating
- Flat Floor
- Curbside Entrance Modesty Panel & Stanchion
- Rear Center Brake Light (LED)
- Rear Mud Shield
- Steel Rear Bumper (Powder Coated)
- Window Drip Rails
- Rub Rails
- White Exterior
- Foamed In-Place Roof Insulation
- Front End Alignment (Toe-In, Toe Out)
- Under-Coating with Warranty
- Side Directional Lights (Incandescent)
- Driver's Side Diamond Plate Cab Mounted Entry Step
- Electric Door, 30" w/ Ext. Key Switch
- Side Mounted Rear View Mirrors (Manual)

PARATRANSIT OPTIONS

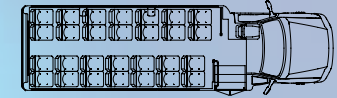
- ADA Lighting (Lift and Door)
- ADA Signs
- Double Doors (Lift)
- Belt Storage Box
- Interlock System
- Padding Kit
- Surelok/Ostraint Tiedowns
- Lift Package, Braun
- Lift Package, Maxon
- Lift Package, Ricon

Lift Package Includes: Single Door; Lift; Park Interlock; ADA Signs; Door Activated Lift and Entrance Lighting, Rear Exhaust (Rear or Roadside Exhaust Required on Rear Lift Models.)

FLOORPLANS



29' 20 Passenger with 2 Wheelchair Positions



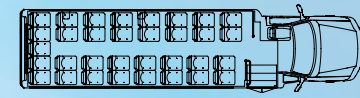
29' 28 Passenger



32' 24 Passengers with 2 Wheelchair Positions



33' 26 Passenger with 2 Wheelchair Positions



33' 32 Passenger



33' 29 Passenger and Interior Luggage



Driver's Area Shown with Optional Observation Window
SPECIFICATIONS AND OPTIONS ARE SUBJECT TO CHANGE WITHOUT NOTICE